

# T108

T108 is a range of coffee tables in different sizes. Steel squared corner legs support all types of tops, available in square and rectangular shape. Chromed or epoxy powder coated finish. Tops are available in melamine and laminate.

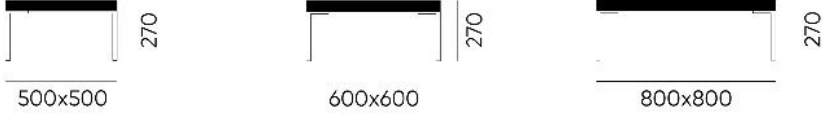
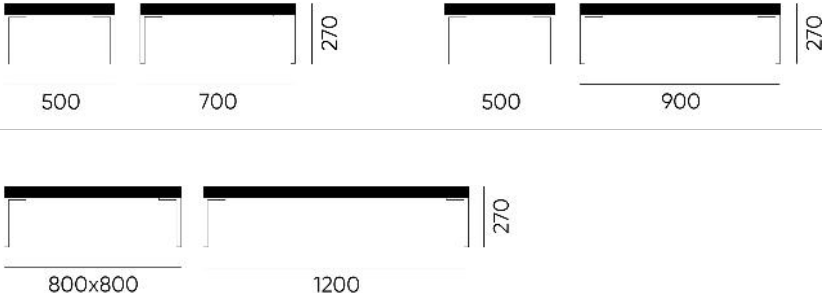
T108 was designed to create spaces where people feel an emotional connection. A wide variety of table tops in a 50mm thickness are available, encouraging creativity and self-expression.



# TECHNICAL FEATURES

Type	Low Coffee tables.
Base	Steel L-shaped legs with floor protective glides.
Leg Section	20x20mm.
Supporting plate	Steel plate 10mm thickness.
Legs Finish	Chromed or Powder coated RAL9010-9005.
Table top	50mm thickness Laminate and Melamine in different finishes and dimensions. Custom sizes on request.

# OVERVIEW & DIMENSIONS

Art.	Dimensions	Finishes
<b>T108</b> Square tables		Chromed White Black
<b>T108R</b> Rectangular tables		Chromed White Black

# COLORS & MATERIALS

## BASE FINISHES

M-BP



Bianco 9010  
White 9010

M-NI



Nero 9005  
Black 9005

M-CR




Cromato  
Chromed

TABLE TOPS


LAMINATE – 50mm thickness – ABS EDGE

LAM-0020




Pure white

LAM-0509



Black

LAM-0244



Off-white

LAM-0527



Silver grey

LAM-386



Bleached Oak

LAM-1286



Alpine beech

LAM-1890



Walnut

LAM-312



Wengè

LAM-4511



Smoked oak

LAM-4512



Oak Barrique

LAM-4519



Oak Asburgo

LAM-4529



Natural Elm

LAM-4543



Memphis Oak

LAM-4575




Maul Oak

LAM-4575



Valley Oak

LAM-4587



Slavonia Oak


MELAMINE – 50mm thickness – ABS EDGE

MEL-B



Pure white

MEL-NR



Black

MEL-GR



Grey

MEL-RS



Bleached Oak

MEL-FG



Beech

MEL-NC




Light walnut

MEL-NS



Walnut

MEL-WG



Wengè

*Color images above are for reference only. Please verify actual color samples.*