

T105 ALUMINUM

T105 is a range of lightweight tables completely made in die-cast aluminum with a flat four-legged base. An elegant match for any breakout area. Versatile, lightweight and resistant. Available in different heights and as a tilt version as well for workplaces and open areas.

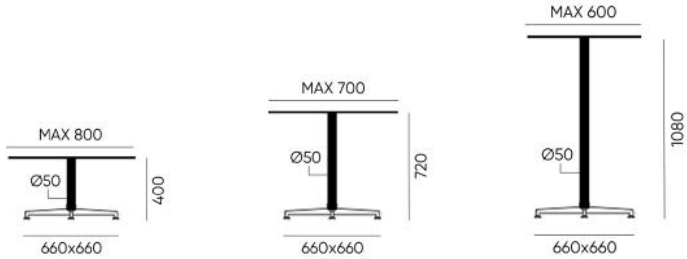

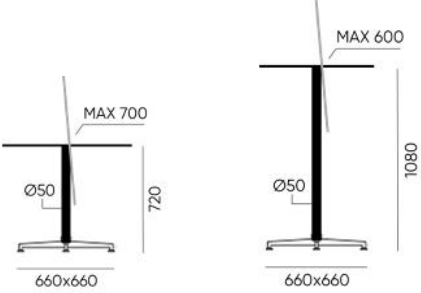

Lightness and resistant material, perfectly equipped for outdoor as well as in door use. Square and round table tops of different sizes. 3 standard heights for the fixed version and 2 for the tilting one, T105 can be finished either in Polished or powder coated aluminum.



TECHNICAL FEATURES

Type	Outdoor and indoor breakout tables, entirely in Die-cast aluminium. Fixed or Tilting top.
Base shape	Flat four-legged.
Base size	660x660mm.
Base	Die-cast aluminium. Polished or Powder coated RAL9010-9005.
Central column	Extruded aluminium Ø50. Polished or Powder coated RAL9010-9005.
Top support	Fixed: die-cast aluminium CROSS powder coated black colour. Tilt mechanism: die-cast aluminium CROSS powder coated black colour.
Feet	Adjustable feet black nylon..
Table top	Fenix, Solid Laminate (HPL), Laminate, Melamine in different finishes, dimensions and thicknesses.

OVERVIEW & DIMENSIONS

Art.	Dimensions	Finishes
<p>T105</p> <p>660x660mm Column Ø50mm</p>		<p>Polished White Black</p> 
<p>T105R</p> <p>660x660mm Column Ø50mm</p>	<p>N.A.</p> 	<p>Polished White Black</p> 

COLORS & MATERIALS

BASE FINISHES

M-BP



Bianco 9010
White 9010

M-NI



Nero 9005
Black 9005

M-L




Alluminio lucido
Polished aluminum

TABLE TOPS

FENIX – 10mm thickness

F-0029




CHAMFERED EDGE

F-0720



Bianco/White full color

EDGES



Nero/Black



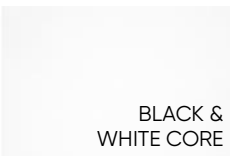
FLAT EDGE



ROUND EDGE


SOLID LAMINATE – 10mm thickness

HPL-001




Pure white

HPL-527




Grey

HPL-0509



Black

HPL-0247




Dove

HPL-4511



Smoked oak

HPL-4512



Oak Barrique

HPL-4519




Oak Asburgo

HPL-4529




Natural Elm

HPL-4543




Memphis Oak

HPL-4575



Valley Oak

HPL-4587



Slavonia Oak

HPL-4420



Allier Oak


LAMINATE – 20/30/50mm thickness – ABS EDGE

LAM-0020




Pure white

LAM-0509



Black

LAM-0244



Off-white

LAM-0527



Silver grey

LAM-386



Bleached Oak

LAM-1286



Alpine beech

LAM-1890



Walnut

LAM-312




Wengè

LAM-4511



Smoked oak

LAM-4512



Oak Barrique

LAM-4519



Oak Asburgo

LAM-4529



Natural Elm

LAM-4543



Menphis Oak

LAM-4575




Maul Oak

LAM-4575



Valley Oak

LAM-4587



Slavonia Oak


MELAMINE – 25/50mm thickness – ABS EDGE

MEL-B




Pure white

MEL-NR



Black

MEL-GR



Grey

MEL-RS



Bleached Oak

MEL-FG



Beech

MEL-NC




Light walnut

MEL-NS



Walnut

MEL-WG



Wengè

Color images above are for reference only. Please verify actual color samples.