

# MAT\_1

System of executive sofas with a distinctive identity. Clean and elegant, the series has been designed with the ideals of simplicity and function into one. MAT\_1 is an expression of timeless elevated by its architectural lines and curved armrests. An executive appearance adding new perspectives to the classic design sofas of the 60's.

All designed with elegant lines and a refined expression, MAT\_1 features different sofas. A club variant of sofas and chair is also available to better fit compact spaces and areas. Crafted with precision, MAT\_1 features powder coated legs, wood and steel construction and cold foam filling. A high back sofa range is also available to create acoustic and visual shelter for the most modern workplaces and offices.

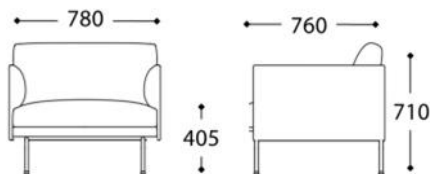


# TECHNICAL FEATURES

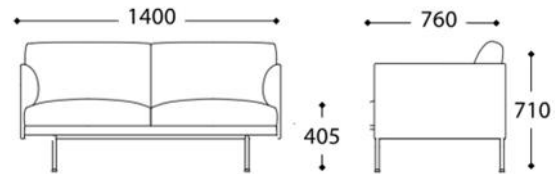
Type	Sofa system of individual elements.
Back Frame	Traditional construction made of reinforced double-panelled spruce-wood rubber-coated with layers of variable polyurethane densities.
Seat Frame	Flat spruce-wood framework rubber coated and finished with micro.fiber lining.
Arms Frame	Spruce wood panel with shaped polyurethane foams padding high density.
Lining	Polyester microfiber bonded onto a polyamide velveteen backing.
Seat cushions	Made of cold high density polyurethane foam of 35kg/cbm and acrylic fibre layer.
Back cushions	Made of cold polyurethane foam of 30kg/cbm and acrylic fibre layers.
Armrests	Designed curved internally shaped.
Base	Steel base and feet in square section epoxy powder coating Black RAL 9005 matt with floor protective black PVC glides.
Upholstery	Fabrics or leather upholstery. COM/COL upon approval.

# OVERVIEW & DIMENSIONS

## CLUB VERSION

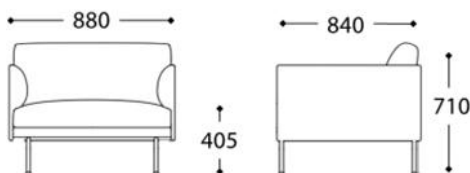


SS.MT1.1SC – single seater club

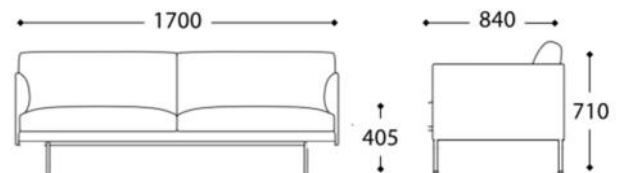


SS.MT1.2SC – sofa 2 seater club

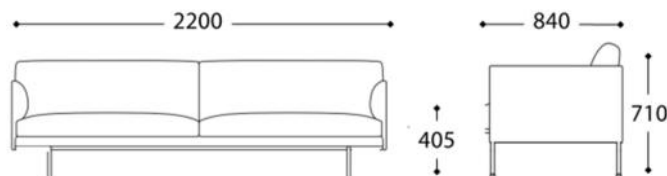
## STANDARD VERSION



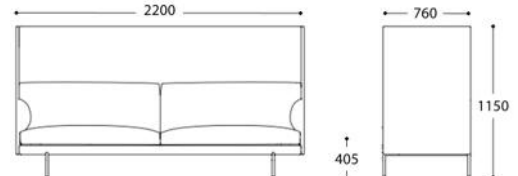
SS.MT1.1S – single seater



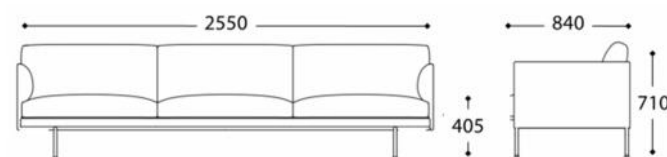
SS.MT1.2S – sofa 2 seater



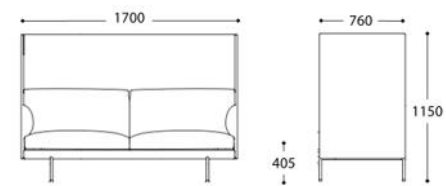
SS.MT1.3S – sofa 3 seater



SS.MT1.3SH – highback 3 seater



SS.MT1.3S3 – sofa 3 seater large



SS.MT1.2SH – highback 2 seater

## COLORS & MATERIALS

Square tubular Steel frame finished with epoxy powder coating RAL 9005 matt. MAT\_1 can be upholstered in a wide range of contract fabrics and eco-leathers from Spaceform's standard upholstery collection.

Customer's Own material – fabrics and leathers – are applicable subject to Spaceform approval after testing the submitted samples.

---

### BASE FINISHES

M-NI



Nero 9005  
Black 9005

---


### GENUINE LEATHER UPHOLSTERY

L670



Bianco/White

L681



Crema/Cream

L691




Cappuccino

L680




Beige

L615




Tobacco

L622



Naturale

L614




Brown

L644



Rosso/Red

L629




Verde/Green

L663




Navy Blue

L630



Cenere/Ash

L610



Nero/black

*Color images above are for reference only. Please verify actual color samples.*

INSPIRATIONS

