

SS | 040

SS040 is a range of armchairs distinguished by a slim design profile.

Thanks to the inner solid steel structure, the range is suitable for any kind of use in the workplace. SS040 includes a low and a high back version as well as a typical tub chair materializing the range into a perfect multi-functional product.

Its slim unmarked profile makes it perfect for those who like a seating unit not to be bulky within the spaces offering at the same time a superb level of comfort and is ideal for third space, foyer, breakout locations as well as meeting rooms and hospitality environments.

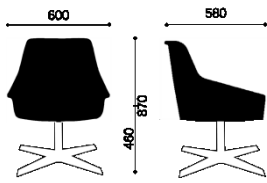
A wide selection of bases includes a simple four legs version, star bases fixed and on castors, round discs, cantilever and a beech wood four leg frame. Simply a complete multi-functional product.



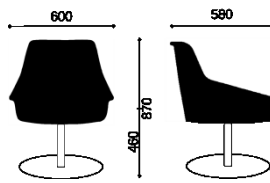
TECHNICAL FEATURES

Type	Armchair for multi-functional use.
Inner frame	Tubular steel framework entirely drown into injected cold-polyurethane
Padding	Injected high density flexible cold-cure polyurethane foam granting the perfect shape and not deformable. CFC/HCFC free. ODP - Ozone Depletion Potential = 0
Backrest	Equipped with inner S-spring and elastic strap providing excellent comfort.
Seat	Equipped with underneath wooden strips to secure a captivating upholstery.
Versions	Low back, High back and Tub versions with or without writing tablet.
Lining	Polyester microfiber bonded onto a polyamide velveteen backing.
Base	Bases can be selected according to the required function. 5 star base on castors – 4 star fixed base – 4 tubular legs – Flat round swivel base – 4 “Spider” fixed or swivel legs.
Upholstery	Fabrics or leather upholstery. COM/COL upon approval.

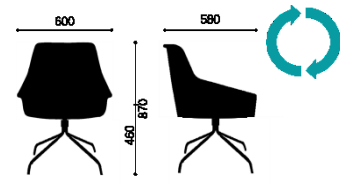
OVERVIEW & DIMENSIONS



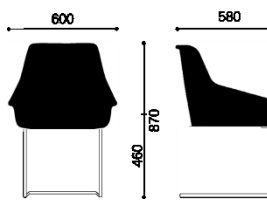
SS.040.4S - Armchair 4 star metal base Polished Chromed swivel



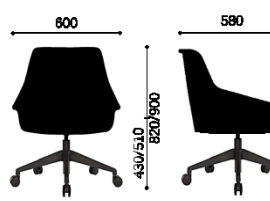
SS.040.DR - Armchair Round base Polished steel swivel



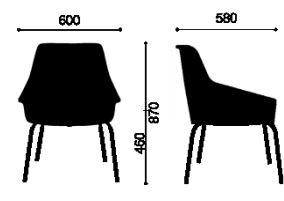
SS.040.RG - Armchair Spider legs Polished Chromed metal swivel



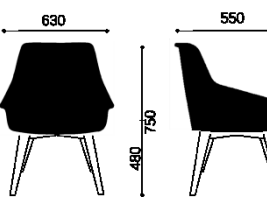
SS.040.SB - Armchair cantilever Chromed



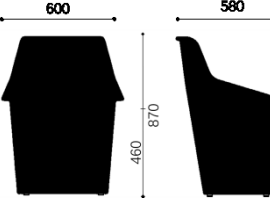
SS.040.5S - Armchair 5 star base castors Aluminium chromed, swivel with gas lift



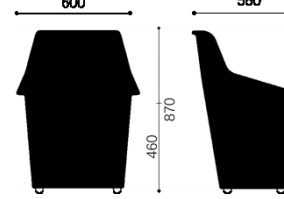
SS.040.4L - Armchair 4 legs Chromed



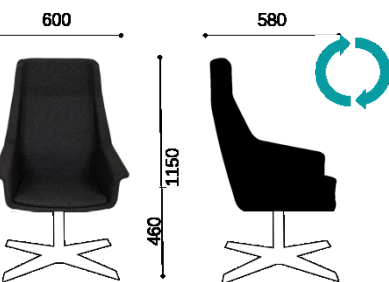
SS.040.4W - Armchair 4 legs Stained Ash wood



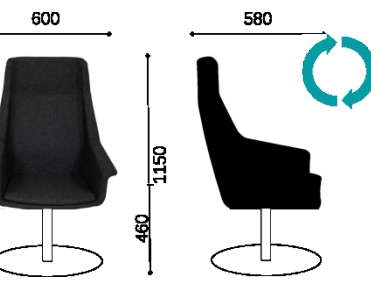
SS.040.P - Tub chair with glides



SS.040.R - Tub chair with castors



SS.040.A4S - Armchair 4 star metal Polished Chromed swivel



SS.040.ADR - Armchair round base Polished steel swivel



SS.040.A5S - 5 star base castors Aluminum Polished, tilt with gas lift

COLORS & MATERIALS

BASES

All types of bases are Chromed as standard.
For min. quantities of 30 units, bases can be painted Black RAL 9005. Other colors to be verified upon request.

UPHOLSTERY

SS040 can be upholstered in a wide range of contract fabrics and eco-leathers and leathers from Spaceform's standard upholstery collection.

Customer's Own material – fabrics and leathers – are applicable subject to Spaceform approval after testing the submitted samples

BASE FINISHES

M-CR



Cromato
Chromed

M-NI



Nero 9005
Black 9005


GENUINE LEATHER UPHOLSTERY

L670



Bianco/White

L681



Crema/Cream

L691




Cappuccino

L680




Beige

L615



Tobacco

L622




Naturale

L614




Brown

L644



Rosso/Red

L629




Verde/Green

L663




Navy Blue

L630



Cenere/Ash

L610



Nero/>black

Color images above are for reference only. Please verify actual color samples.

INSPIRATIONS

